

Efficient Electric: EVOX Cold Climate Heat Pump

Outdoor Unit Condenser

A Real Cold Climate Heat Pump Application in Alaska



32"

Participation in the Residential Cold Climate Heat Pump Challenge —Department of Energy

Exceeding Benchmarks at Lab Testing:

-15°F/-26°C

100% of rated capacity heating output with a COP of 3.27

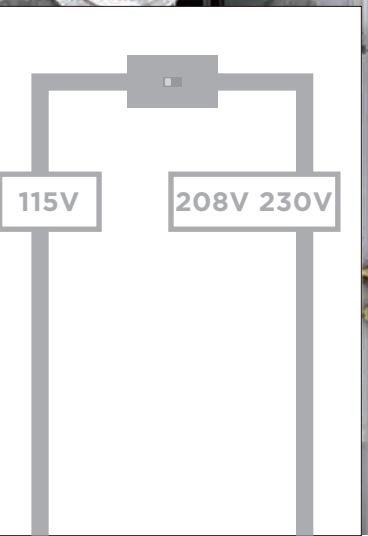
5°F/-15°C

Exceeding DOE cold climate certification of 4.4 COP

952*415*1333

Flip the Switch from Gas Furnace
Adaptable Multi-Voltage

Plug and Play



Indoor Unit: EVOX G³ Air Handler

32"

Innovative Structure, Next Level Efficiency

444.5*546.1*1345



EVOX G³ Air Handler

Capacity: 1.5-5 Tons (18-60K)

Performance:

SEER2 Up to 18.0 EER2 Up to 12.5

COP2 SEER2 Up to 3.14 HSPF2 Up to 10.8

25°C

Continuous Operation Down to -40°F/-40°C Up to 100% Output at -37°F/-35°C

25°C

Continuous Operation Up to 140°F/65°C Up to 100% Output at 140°F/65°C

Static Pressure:

Constant Airflow Up to 1.2 inWG

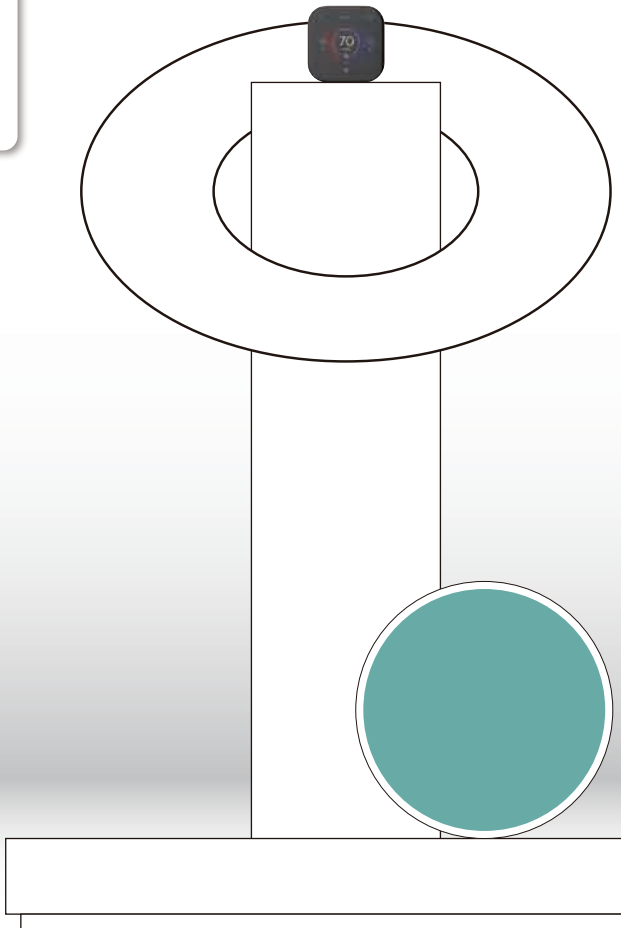
Size (Inch)

80K/24K 21-1/2 x 14-1/2 x 49-5/4

30K/36K 21-1/2 x 15-1/2 x 54

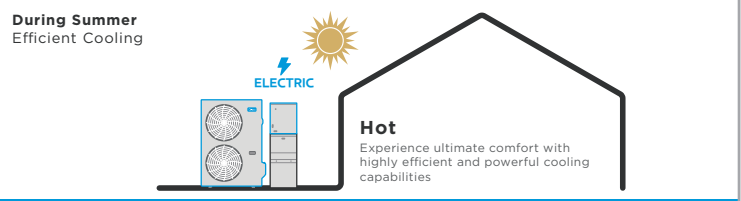
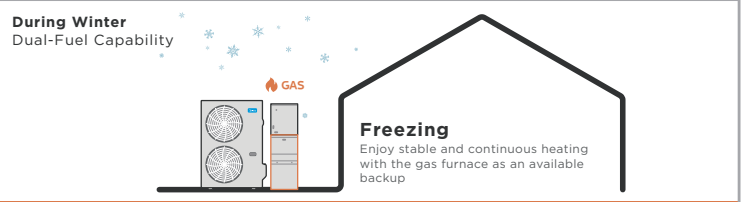
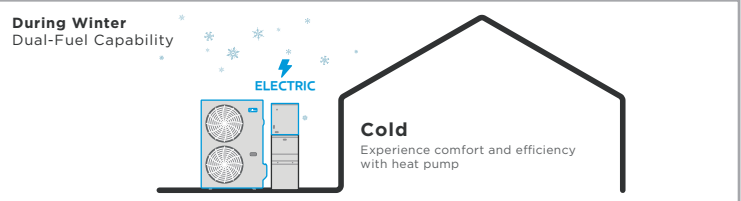
48K/60K 21-1/2 x 21-1/2 x 55

32"



Dual Fuel: EVOX Heat Pump
Compatible with Gas Furnace

Dual Fuel



A-Coil

Capacity: 1.5-5 Tons (18-60K)

Performance: SEER2 Up to 16.5 HSPF2 Up to 8.5 EER2 Up to 11.5

Size (Inch)

1.5-2 Tons 14-1/2 x 21 x 18 1.5-2 Tons 17-1/2 x 21 x 18

2.5-3 Tons 14-1/2 x 21 x 23-1/2 2.5-3 Tons 17-1/2 x 21 x 23-1/2

3.5-4 Tons 21 x 21 x 23-1/2 3.5 Tons 24-1/2 x 21 x 26

4-5 Tons 21 x 21 x 27-1/2

533*533*609

Furnace

980*415*975

EVOX Heat Pump

Capacity: 1.5-5 Tons (18-60K)

25°C

Heating Operation Range: -22°F/-7°F

25°C

Cooling Operation Range: 22°F/12°F

Slim Design:

27% Reduction in Height

37-1/2 x 16-3/8 x 52-1/2 38-5/8 x 16-3/8 x 38-3/8

19% Reduction in Height

37-1/4 x 16-3/8 x 31-7/8 35 x 15-1/2 x 26-1/2

All Electric: EVOX Heat Pump with Electric Heater

What Makes EVOX Easy?

Easy to Replace, Easy to Enjoy

Compatible
with 485&24V

Computational
Constant Airflow of Up to 0.8"

Eligible for
Incentive & Rebates

115V & 208/230V
Multi-Voltage

All Climate Heat Pump*



*Cooling output up to 149°F, with up to 100% output at 140°F and heating output down to -40°F, with up to 100% output at -31°F.

18,000 BTU -
54,000 BTU

CleanBC
Energy Savings Program
Up to \$19,000

FortisBC
Dual Fuel Heating System Rebate
Up to \$10,000

Save on Energy and Enbridge Gas
Home Renovation Savings Program
Up to \$7,500

SEER2 Up to
19.0
COP@5°F Up to
2.14

EER2 Up to
12.5
HSPF2 Up to
10.8

Natural Resources Canada (NRCAN)
Oil to Heat Pump Affordability Program
Up to \$10,000

Hydro-Québec
LogisVert Efficient Homes Program
Up to \$6,700

19%
Reduction in Height

980*415*975

27%
Reduction in Height

980*415*975

1248*593*278

Air Handler
Capacity: 1.5-5 Tons (18-60K)

Performance:
SEER2 Up to 19.0
HSPF2 Up to 10.2
Static Pressure:
Constant Airflow Up to 0.8 in.W.G.

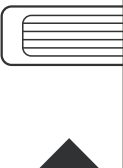
Size (inch):
A: 15-2 Tons 21 x 17-1/2 x 45
B: 2.5-3 Tons 21 x 21 x 49
C: 4-5 Tons 21 x 24-1/2 x 53



Ceiling-Mounted Air Handler
Capacity: 1.5-3 Tons (18-36K)

Performance:
SEER2 Up to 18.0
HSPF2 Up to 10.0
Static Pressure:
Constant Airflow Up to 0.8 in.W.G.

Size (inch):
A: 1.5 Tons 45-1/2 x 23-3/8 x 10-7/8
B: 2 Tons 49-1/8 x 23-3/8 x 10-7/8
C: 2.5 Tons 55-1/4 x 23-3/8 x 10-7/8
D: 3 Tons 62-1/8 x 23-3/8 x 10-7/8



Auxiliary Heater
Up to 25 kW
3-Stage

535*300*204

Wall-Mounted
Air Handler
Capacity:
1.5-3 Tons (18-36K)

Performance:
SEER2 Up to 19.0
HSPF2 Up to 10.8
Static Pressure:
Constant Airflow Up to 0.8 in.W.G.

Size (inch):
A: 1.5-2 Tons 20-1/4 x 15-3/4 x 36-1/2
B: 2.5-3 Tons 22 x 19 x 40



622*534*1346

515*399*927

Hot Water Revolutionized with Heat Pump Power

32"



5 Modes for Versatile Applications



No exhaust vents or gas lines



Quiet Operation
Down to 49 dB(A)



First Hour Rating
of Up to 91 Gallon

Power Input
1KW

750*1900

Heat Pump Water Heater

Performance:

Top Tier Energy Efficiency
Eligible for All Major Incentives & Rebate

50 gallon	UEF 3.75
65 gallon	UEF 3.90
80 gallon	UEF 4.00

Optional: Leakage Detection / Air Duct Adapter



15+ Year Extended Lifespan of Water Tank

*Estimated based on the results of 100k impact tests and 500-hour acid resistance test in Midea lab.

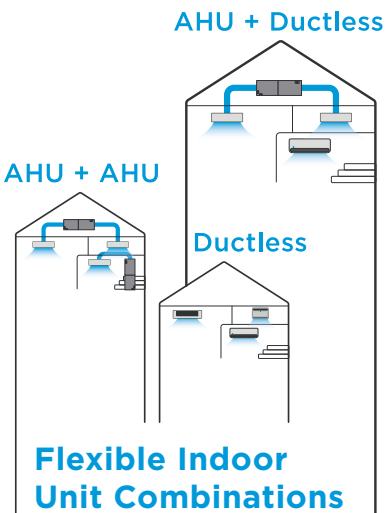
Anti-Corrosion
Magnesium Anode Rod

Enamel Coating



Heat Output Up To
4KW

Ducted & Ductless Compatible Multi-Zone System



Ducted & Ductless Compatible Multi-Zone System

Capacity: 1.5-5 Tons (18-60K)

Performance:
Power Up to 6 Zones SEER2 Up to 25
EER2 Up to 15 HSPF2 Up to 11

Heating Operation Range -22°F-75°F

Cooling Operation Range -22°F-122°F

50-3/8" (W) 13-1/4" (D) 9" (H)

IN-Cassette
Capacity: 0.5-1.5 Tons (6-18K)

Size (Inch): 50-1/4 x 13-1/4 x 9
Single Zone & Multi-Zone Applications

Elevation Panel
Makes it easy to clean the air filter

Built-In Design
Fits into both current and future joist standards

Two-Way Installation
Hang up & Screw in

Console
Capacity: 0.75-1.5 Tons (9-18K)

Size (Inch): 34 x 11 x 28-1/4
Single Zone & Multi-Zone Applications

Dual-Air Outlets

Two-Way Installation

Humidity Sensor

Incorporating up to 3-ton AHU into the multi-zone system

The system's versatility makes it applicable across a wider range of scenarios and conditions, allowing homeowners to keep their ducted system while adding ductless units for additional climate control.

High Static Pressure Slim Duct
Capacity: 0.75-2 Tons (9-24K)

Static Pressure: Constant Airflow Up to 0.8 inWG.
Minimum height: 9'-5/8"
Single Zone & Multi-Zone Applications

Slim Height Design

Constant Airflow of Up to 0.8" Static Pressure

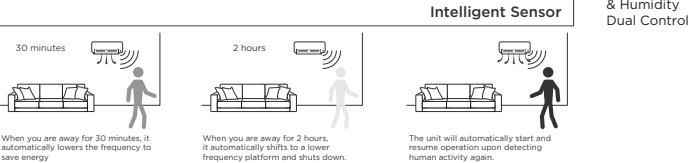
Two-Way Installation

952*414*1333

971*240*321

All Easy Pro
Capacity: 0.5-3 Tons (6-36K)

Single Zone & Multi-Zone Applications



Lower Carbon Emissions

VS

Radiator Heating

40%

By 2030
Supporting the New York City
Climate Mobilization Act

To cut greenhouse gas emissions from NYCHA's
heating infrastructure

Higher Efficiency

VS

Window unit

Up to
61.5%
Energy Savings*
than Traditional Window Unit

*Based on seasonal energy efficiency ratios and
coefficients of performance (SEER and COP) of the
unit. Actual energy savings may vary due to
weather conditions and other factors.

Simpler Installation

VS

Split system

NO Refrigerant
Connections

NO Drainage
Pipe

Reliable Winter
Heat without
Condensate Lines

5°F/-15°C

100% Heating
with COP Up to 2.0

-22°F/-30°C

Continuous
Operation



Packaged Window
Heat Pump

Capacity:
0.75 Tons (9K)



AHR 2024
Innovation Award



2023 Integrated Home
competition Winner

Performance:

CEER Up to 17.6

HEER Up to 11.0



Continuous Operation Down to -22°F/-30°C
Up to 100% Heating Output at 5°F/-15°C

Size (Inch):

25 x 20-7/8 x 33-3/8 - 41-3/8



Success Through Commitment



**AHR Innovation Awards
Finalist 2024**
Sustainable Solution Award Winner



**The U.S. Department of Energy Residential
Cold-Climate Heat Pump Challenge**
Successfully Developed Next-Generation Prototypes



Red Dot Winner 2023
Packaged Window Heat Pump



International Design Excellence Award 2023
Packaged Window Heat Pump



CEE Integrated Home Competition 2023 Winner
Packaged Window Heat Pump



info





